

TWO WAY CORNER HINGES

CLIP ON TWO WAY CORNER HINGES

TCH-14102 SERIES

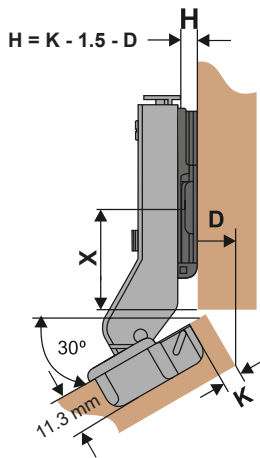


• Basic spec

-  Opening angle: 105 °
-  Diameter of hinge cup: 35mm
-  Height of hinge cup 11.3mm
-  Distance of door drilling: 3-7mm
-  Distance of cup holes center: 45mm, 48mm, 52mm
-  Door thickness: 14-21mm
-  Finishing: Nickel plated
-  Main material: Cold-rolled steel
-  Material thickness: 0.8 - zinc alloy - 1.2 mm



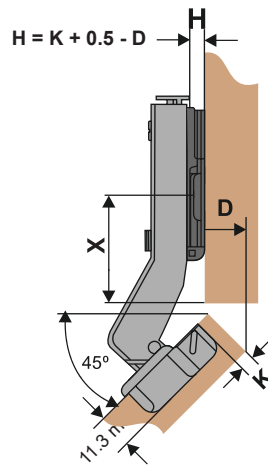
30
30° Degrees



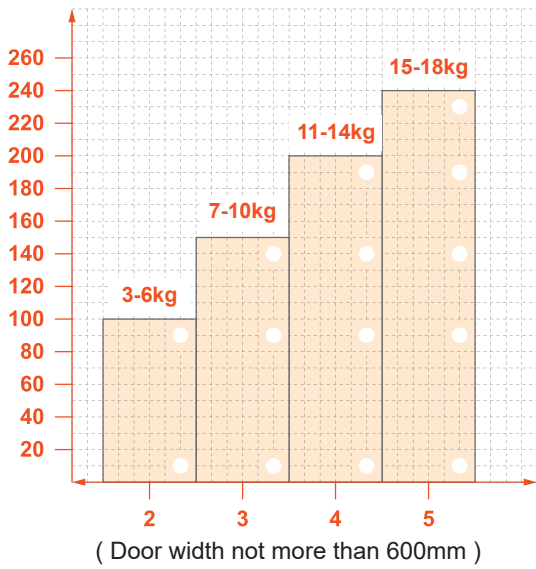
H \ K	4	5	6	7	
0	37	36	35	34	
	2.5	3.5	4.5	5.5	
2	37	36	35	34	
	0.5	1.5	2.5	3.5	
4	37	36	35	34	
	-1.5	-0.5	0.5	1.5	
X					D



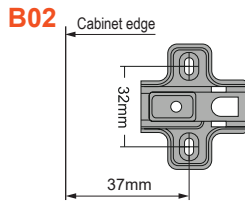
45
45° Degrees



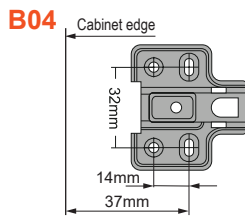
H \ K	4	5	6	7	
0	37	36	35	34	
	4.5	5.5	6.5	7.5	
2	37	36	35	34	
	2.5	3.5	4.5	5.5	
4	37	36	35	34	
	0.5	1.5	2.5	3.5	
X					D



● **Mounting-plate**

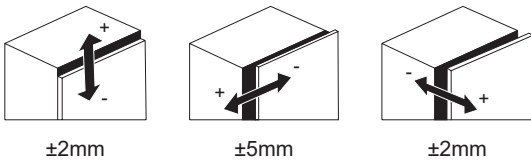
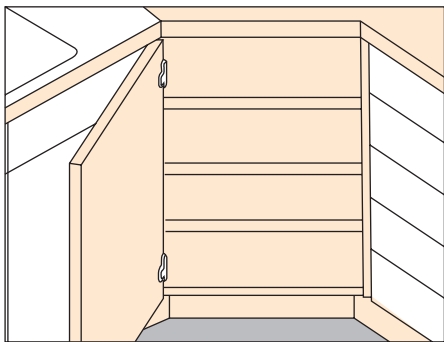


Hole Type	H Value	Type
Two holes	H=0 / 2 / 4	Clip on

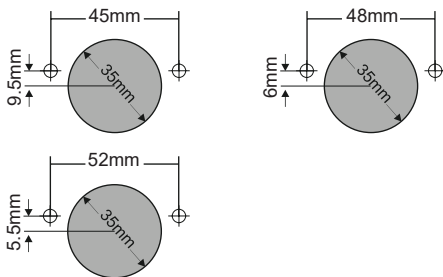


Hole Type	H Value	Type
Four holes	H=0 / 2 / 4	Clip on

● **Application**



● **Dimension of hinge cup**



● **Cup cover**

C.C



● **Arm cover**

A.C1



A.C3



● **Alternative screw types**

	D8 Dowel 8×10 mm		D10 Dowel 10×10 mm
	E Euro screw 6,3×14 mm		S Wood screw 4×16 mm