











SOFT CLOSING ONE WAY HINGES

CLIP ON 40mm SOFT CLOSING ONE WAY HINGES

TCH-11305 SERIES

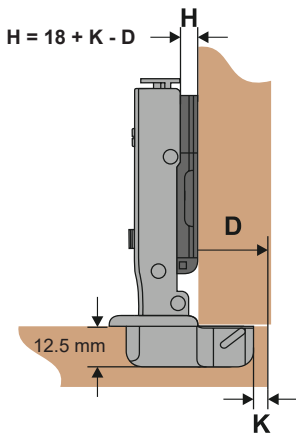


• Basic spec

-  Hydraulic buffer
-  Opening angle: 95 °
-  Diameter of hinge cup: 40mm
-  Height of hinge cup 12.5mm
-  Distance of door drilling: 3-11mm
-  Distance of cup holes center: 52mm
-  Door thickness: 16-30mm
-  Finishing: Nickel plated
-  Main material: Cold-rolled steel
-  Material thickness: 0.8 - 1.2 - 1.2 mm



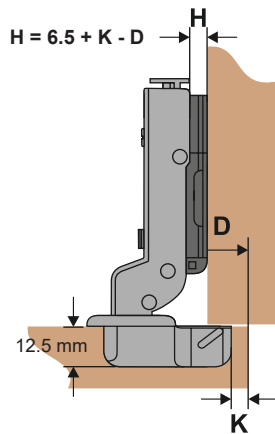
F
Full Overlay



D	H	K	3	4	5	...	11
0	0		21	22	23	...	29
3	3		18	19	20	...	26
5	5		16	17	18	...	24



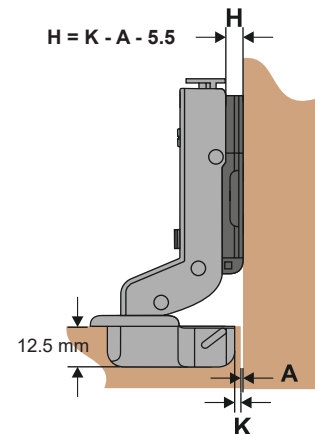
H
Half Overlay



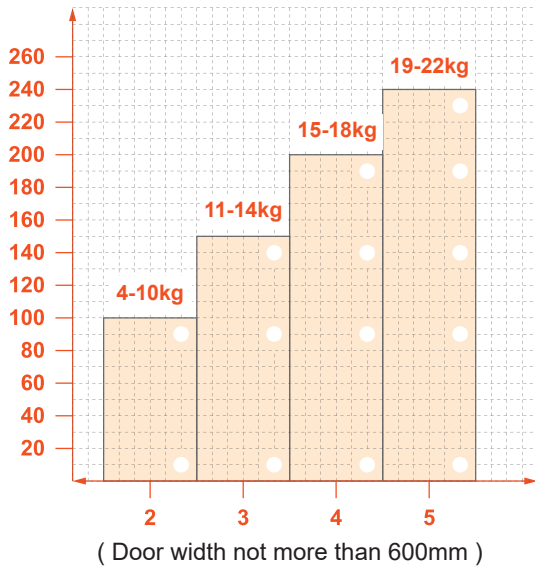
D	H	K	3	4	5	...	11
0	0		9.5	10.5	11.5	...	17.5
3	3		6.5	7.5	8.5	...	14.5
5	5		4.5	5.5	6.5	...	12.5



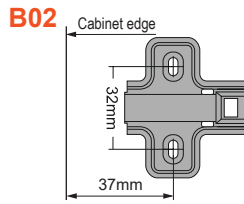
i
Inset



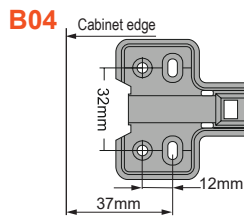
A	H	K	3	4	5	...	11
0	0		-2.5	-1.5	-0.5	...	5.5
3	3		-5.5	-4.5	-3.5	...	2.5
5	5		-7.5	-6.5	-5.5	...	0.5



• **Mounting-plate**

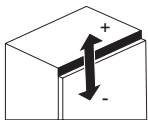
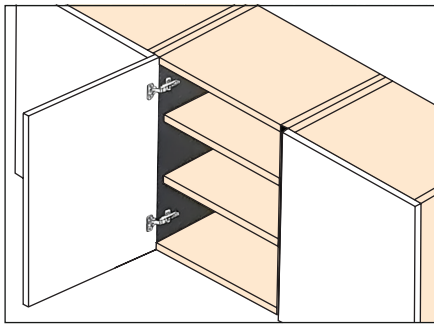


Hole Type	H Value	Type
Two holes	H=0 / 3 / 5	Clip on

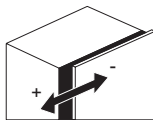


Hole Type	H Value	Type
Four holes	H=0 / 3 / 5	Clip on

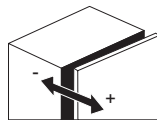
• **Application**



±2mm

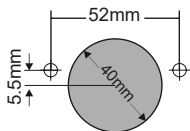


±5mm



±2mm

• **Dimension of hinge cup**



• **Arm cover**

A.C3



• **Alternative screw types**

	D8 Dowel 8×10 mm		D10 Dowel 10×10 mm
	E Euro screw 6.3×14 mm		S Wood screw 4×16 mm