











SOFT CLOSING CORNERS HINGES

CLIP ON SOFT CLOSING CORNERS HINGES

TCH-14201 SERIES

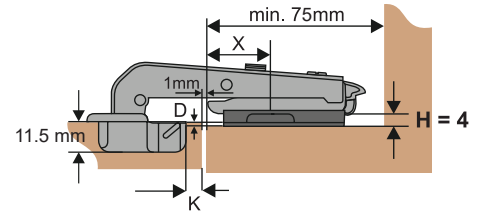
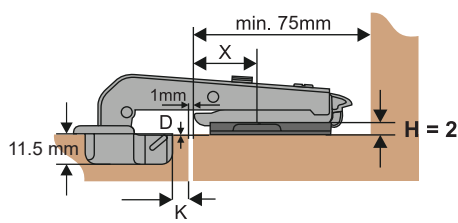
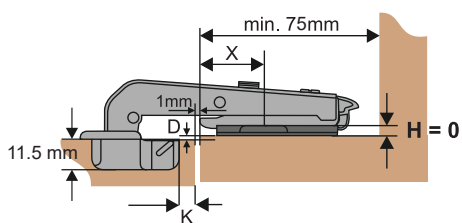


• Basic spec

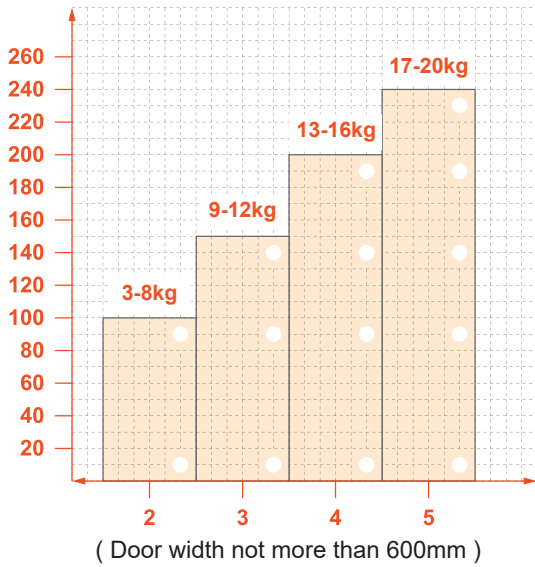
-  Hydraulic buffer
-  Opening angle: 105 °
-  Diameter of hinge cup: 35mm
-  Height of hinge cup 11.5mm
-  Distance of door drilling: 3-7mm
-  Distance of cup holes center: 45mm, 48mm, 52mm
-  Door thickness: 14-21mm
-  Finishing: Nickel plated
-  Main material: Cold-rolled steel
-  Material thickness: 0.8 - 1.2 - 1.2 mm



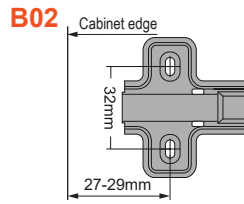
90
90° Degrees



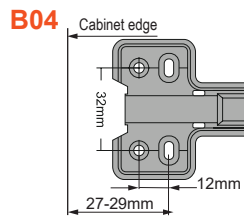
H \ K	3	4	5		
0	29 2	28 2	27 2		
3	29 0	28 0	27 0		
5	29 -2	28 -2	27 -2		
X					D



• **Mounting-plate**

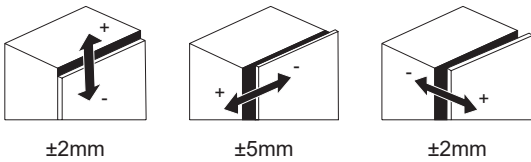
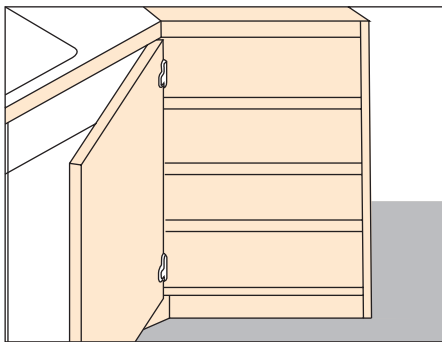


Hole Type	H Value	Type
Two holes	H=0 / 3 / 5	Latch

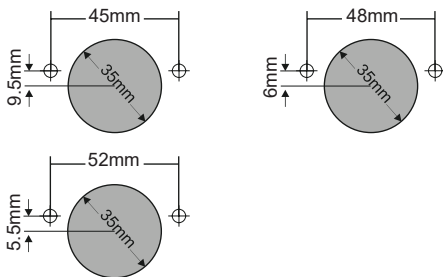


Hole Type	H Value	Type
Four holes	H=0 / 3 / 5	Latch

• **Application**



• **Dimension of hinge cup**



• **Cup cover**

C.C



• **Arm cover**

A.C1



A.C3



• **Alternative screw types**

	D8 Dowel 8×10 mm		D10 Dowel 10×10 mm
	E Euro screw 6,3×14 mm		S Wood screw 4×16 mm