











SOFT CLOSING CORNERS HINGES

CLIP ON SOFT CLOSING CORNERS HINGES

TCH-14201 SERIES

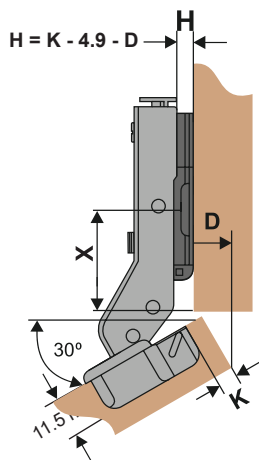


• Basic spec

-  Hydraulic buffer
-  Opening angle: 105 °
-  Diameter of hinge cup: 35mm
-  Height of hinge cup 11.5mm
-  Distance of door drilling: 3-7mm
-  Distance of cup holes center: 45mm, 48mm, 52mm
-  Door thickness: 14-21mm
-  Finishing: Nickel plated
-  Main material: Cold-rolled steel
-  Material thickness: 0.8 - 1.2 - 1.2 mm



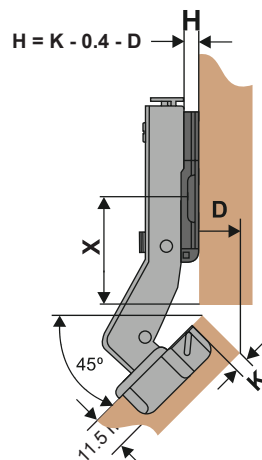
30
30° Degrees



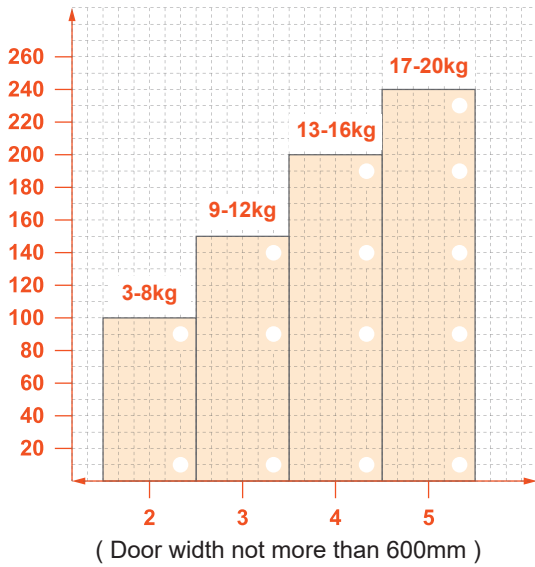
H \ K	4	5	6	7	
0	37	36	35	34	
	-0.9	0.1	1.1	2.1	
3	37	36	35	34	
	-3.9	-2.9	-1.9	-0.9	
5	37	36	35	34	
	-5.9	-4.9	-3.9	-2.9	
X					D



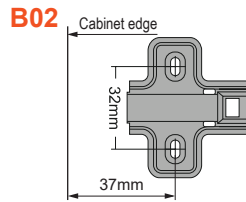
45
45° Degrees



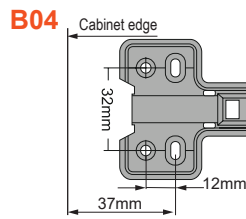
H \ K	4	5	6	7	
0	37	36	35	34	
	3.6	4.6	5.6	6.6	
3	37	36	35	34	
	0.6	1.6	2.6	3.6	
5	37	36	35	34	
	-1.4	-0.4	0.6	1.6	
X					D



• **Mounting-plate**

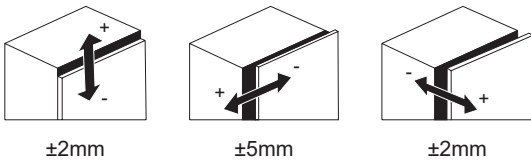
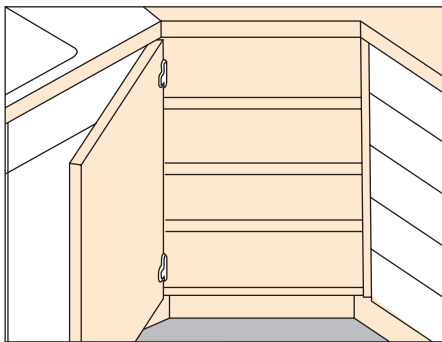


Hole Type	H Value	Type
Two holes	H=0 / 3 / 5	Clip on

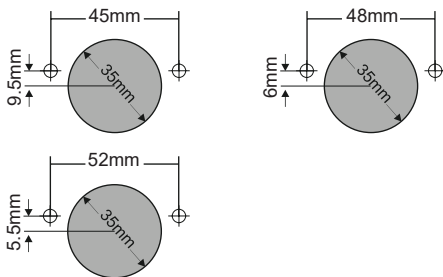


Hole Type	H Value	Type
Four holes	H=0 / 3 / 5	Clip on

• **Application**



• **Dimension of hinge cup**



• **Cup cover**

C.C



• **Arm cover**

A.C1



A.C3



• **Alternative screw types**

	D8 Dowel 8×10 mm		D10 Dowel 10×10 mm
	E Euro screw 6,3×14 mm		S Wood screw 4×16 mm