

TWO WAY CORNER HINGES

CLIP ON TWO WAY CORNER HINGES

TCH-14102 SERIES

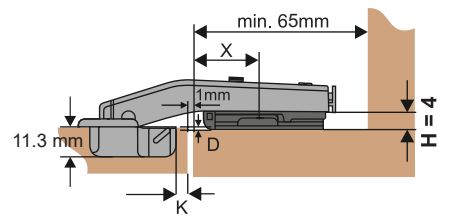
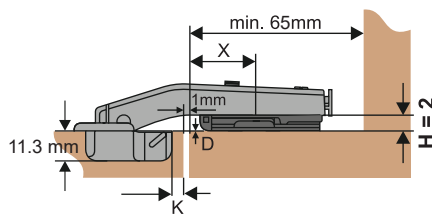
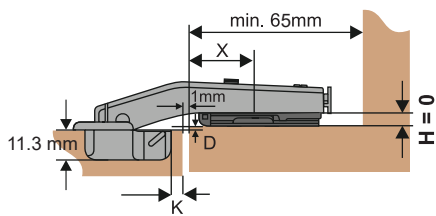


• Basic spec

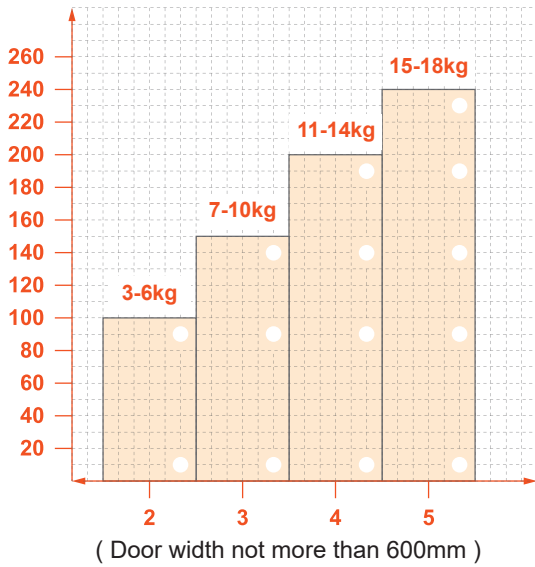
-  Opening angle: 105 °
-  Distance of cup holes center: 45mm, 48mm, 52mm
-  Diameter of hinge cup: 35mm
-  Door thickness: 14-21mm
-  Height of hinge cup 11.3mm
-  Finishing: Nickel plated
-  Distance of door drilling: 3-7mm
-  Main material: Cold-rolled steel
-  Material thickness: 0.8 - zinc alloy - 1.2 mm



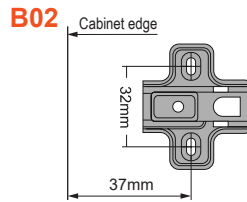
90
90° Degrees



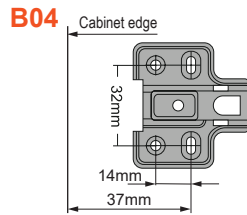
H	K	4	5			
0	20	2.8	19	2.8		
2	20	0.8	19	0.8		
4	20	-1.2	19	-1.2		
	X					D



● **Mounting-plate**

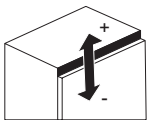
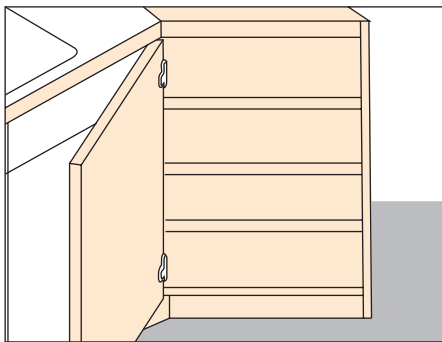


Hole Type	H Value	Type
Two holes	H=0 / 2 / 4	Clip on

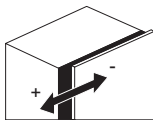


Hole Type	H Value	Type
Four holes	H=0 / 2 / 4	Clip on

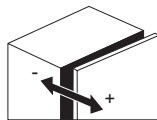
● **Application**



±2mm

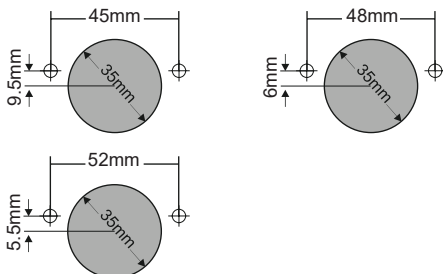


±5mm



±2mm

● **Dimension of hinge cup**



● **Cup cover**

C.C



● **Arm cover**

A.C1



A.C3



● **Alternative screw types**

	D8 Dowel 8×10 mm		D10 Dowel 10×10 mm
	E Euro screw 6,3×14 mm		S Wood screw 4×16 mm