










TWO WAY CORNER HINGES

CLIP ON TWO WAY CORNER HINGES

TCH-14102 SERIES

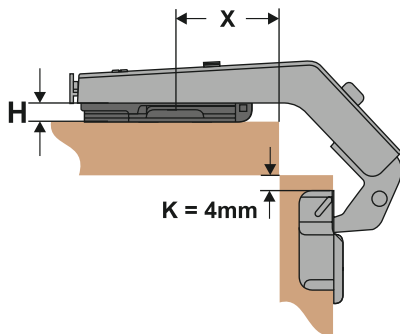


• Basic spec

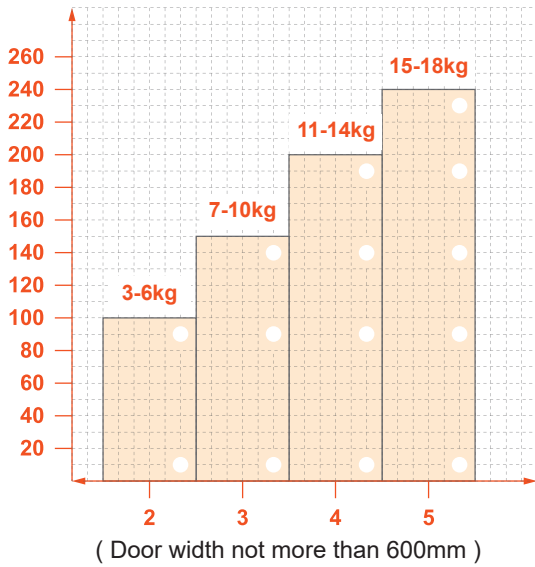
-  Opening angle: 135 °
 -  Diameter of hinge cup: 35mm
 -  Height of hinge cup 11.3mm
 -  Distance of door drilling: 3-7mm
-  Distance of cup holes center: 45mm, 48mm, 52mm
 -  Door thickness: 14-22mm
 -  Finishing: Nickel plated
 -  Main material: Cold-rolled steel
 -  Material thickness: 0.8 - zinc alloy - 1.2 mm



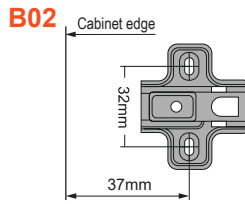
135
135° Degrees



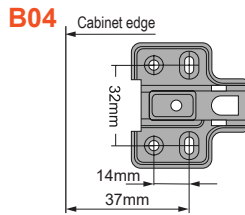
	door thicknesses < 18mm	22mm > 18mm door thicknesses
H	2mm	0mm
X	37mm	37mm



● **Mounting-plate**

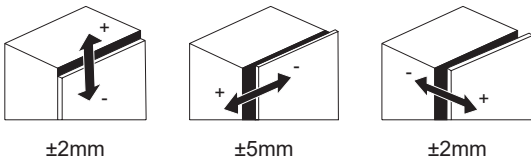
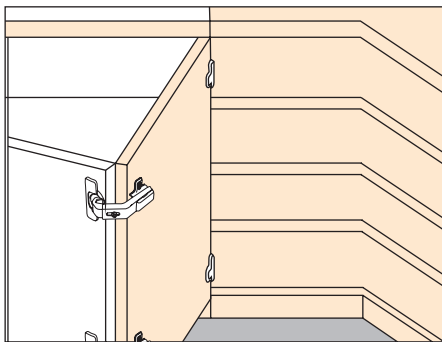


Hole Type	H Value	Type
Two holes	H=0 / 2 / 4	Clip on

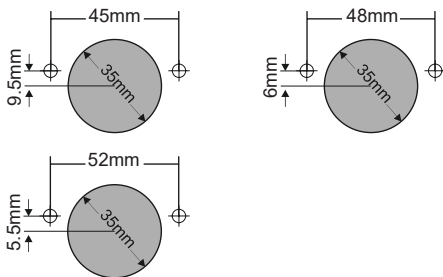


Hole Type	H Value	Type
Four holes	H=0 / 2 / 4	Clip on

● **Application**



● **Dimension of hinge cup**



● **Cup cover**

C.C



● **Arm cover**

A.C1



A.C3



● **Alternative screw types**

	D8 Dowel 8×10 mm		D10 Dowel 10×10 mm
	E Euro screw 6,3×14 mm		S Wood screw 4×16 mm