











SOFT CLOSING TWO WAY HINGES

CLIP ON SOFT CLOSING TWO WAY HINGES

TCH-11401 SERIES

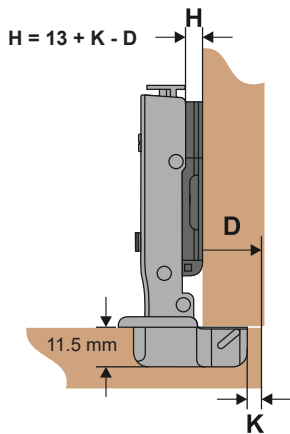


• Basic spec

-  Hydraulic buffer
-  Opening angle: 105 °
-  Diameter of hinge cup: 35mm
-  Height of hinge cup 11.5mm
-  Distance of door drilling: 3-7mm
-  Distance of cup holes center: 45mm, 48mm, 52mm
-  Door thickness: 14-21mm
-  Finishing: Nickel plated
-  Main material: Cold-rolled steel
-  Material thickness: 0.8 - 1.2 - 1.2 mm



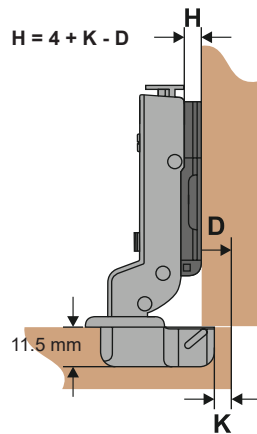
F
Full Overlay



D	H	K	3	4	5	6	7
0	H	K	16	17	18	19	20
3			13	14	15	16	17
5			11	12	13	14	15



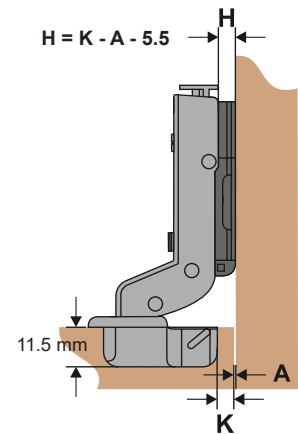
H
Half Overlay



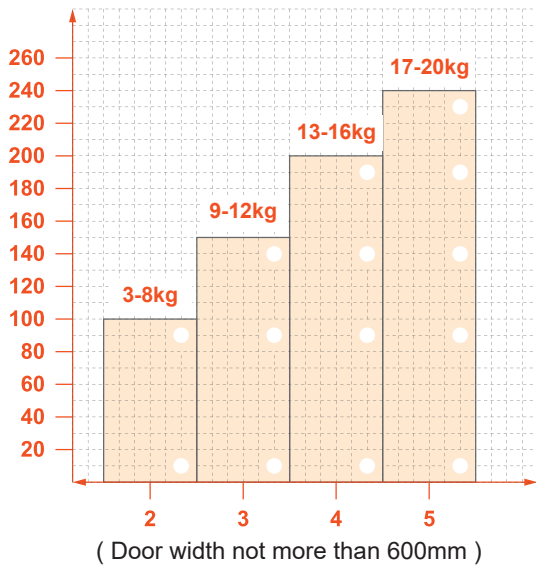
D	H	K	3	4	5	6	7
0	H	K	7	8	9	10	11
3			4	5	6	7	8
5			2	3	4	5	6



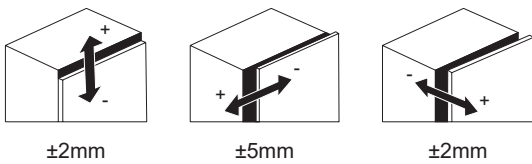
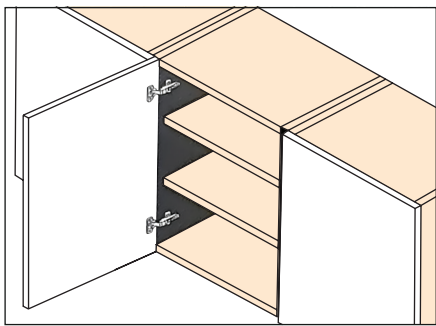
i
Inset



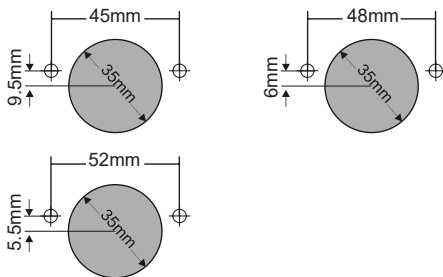
A	H	K	3	4	5	6	7
0	H	K	-2.5	-1.5	-0.5	0.5	1.5
3			-5.5	-4.5	-3.5	-2.5	-1.5
5			-7.5	-6.5	-5.5	-4.5	-3.5



Application

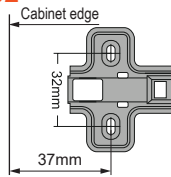


Dimension of hinge cup



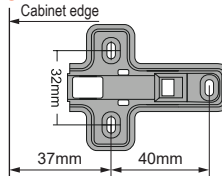
Mounting-plate

B02



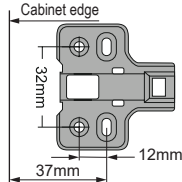
Hole Type	H Value	Type
Two holes	H=0 / 3 / 5	Clip on

B03



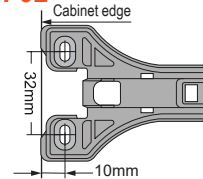
Hole Type	H Value	Type
Three holes	H=0 / 3 / 5	Clip on

B04



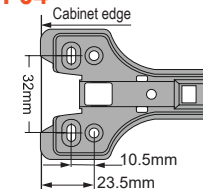
Hole Type	H Value	Type
Four holes	H=0 / 3 / 5	Clip on

F02



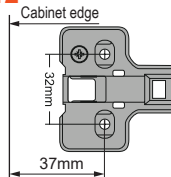
Hole Type	H Value	Type
Two holes	H=0 / 3 / 5	Clip on

F04



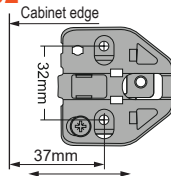
Hole Type	H Value	Type
Four holes	H=0 / 3 / 5	Clip on

D12



Hole Type	H Value	Type
Two holes	H=0 / 3 / 5	Clip on

D02



Hole Type	H Value	Type
Two holes	H=0 / 3 / 5	Clip on

Cup cover

C.C



Arm cover

A.C1



A.C3



Alternative screw types

	D8 Dowel 8×10 mm		D10 Dowel 10×10 mm
	E Euro screw 6.3×14 mm		S Wood screw 4×16 mm