











# SOFT CLOSING ONE WAY HINGES

## CLIP ON 40mm SOFT CLOSING ONE WAY HINGES

## TCH-11305 SERIES

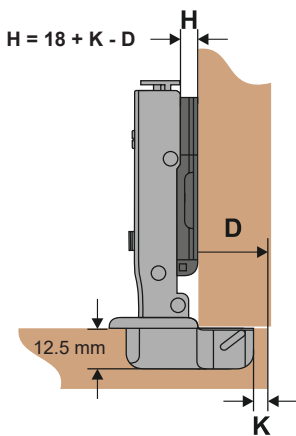


### • Basic spec

-  Hydraulic buffer
-  Opening angle: 95 °
-  Diameter of hinge cup: 40mm
-  Height of hinge cup 12.5mm
-  Distance of door drilling: 3-11mm
-  Distance of cup holes center: 52mm
-  Door thickness: 16-30mm
-  Finishing: Nickel plated
-  Main material: Cold-rolled steel
-  Material thickness: 0.8 - 1.2 - 1.2 mm



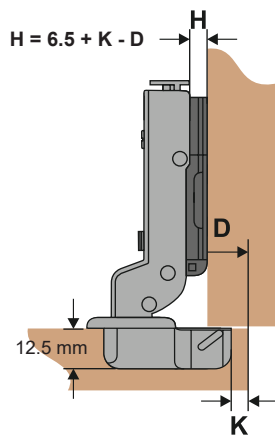
**F**  
Full Overlay



D	H	K	3	4	5	...	11
0	0		21	22	23	...	29
3	3		18	19	20	...	26
5	5		16	17	18	...	24



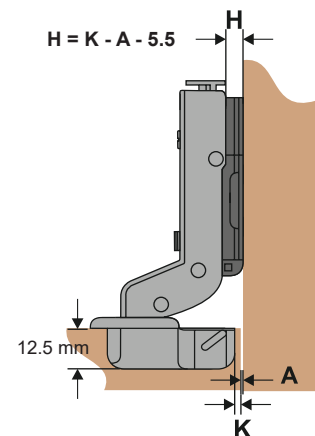
**H**  
Half Overlay



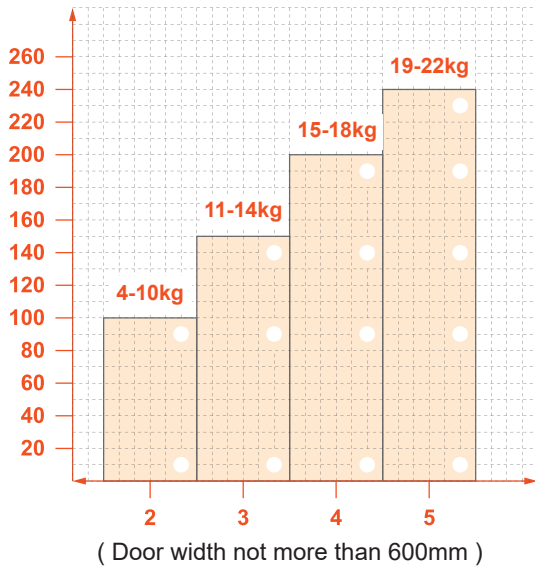
D	H	K	3	4	5	...	11
0	0		9.5	10.5	11.5	...	17.5
3	3		6.5	7.5	8.5	...	14.5
5	5		4.5	5.5	6.5	...	12.5



**i**  
Inset

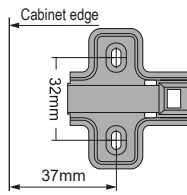


A	H	K	3	4	5	...	11
0	0		-2.5	-1.5	-0.5	...	5.5
3	3		-5.5	-4.5	-3.5	...	2.5
5	5		-7.5	-6.5	-5.5	...	0.5



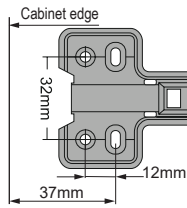
• **Mounting-plate**

**B02**



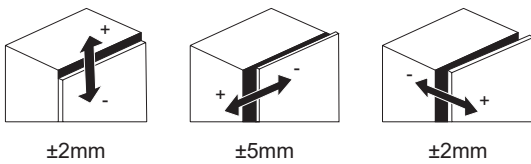
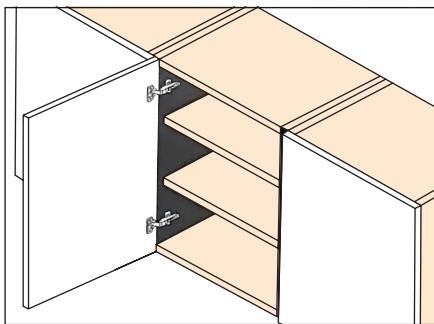
Hole Type	H Value	Type
Two holes	H=0 / 3 / 5	Clip on

**B04**

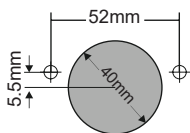


Hole Type	H Value	Type
Four holes	H=0 / 3 / 5	Clip on

• **Application**



• **Dimension of hinge cup**



• **Arm cover**

**A.C3**



• **Alternative screw types**

