










TWO WAY HINGES

CLIP ON TWO WAY HINGES

TCH-11202 SERIES

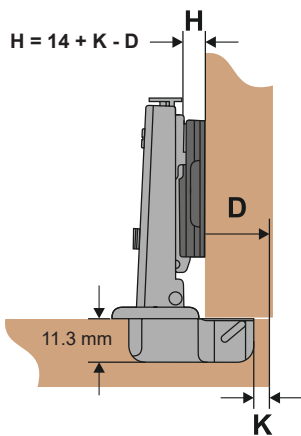


• Basic spec

-  Opening angle: 110 °
-  Distance of cup holes center: 45mm, 48mm, 52mm
-  Diameter of hinge cup: 35mm
-  Door thickness: 14-21mm
-  Height of hinge cup 11.3mm
-  Finishing: Nickel plated
-  Distance of door drilling: 3-7mm
-  Main material: Cold-rolled steel
-  Material thickness: 0.8 - 1.2 - 1.2 mm



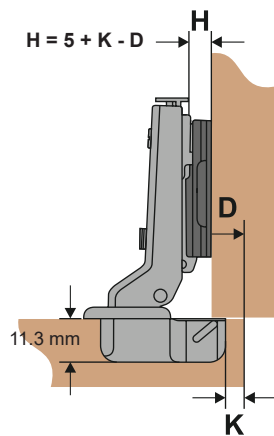
F
Full Overlay



D	H	K	3	4	5	6	7
0	0	17	18	19	20	21	
2	0	15	16	17	18	19	
4	0	13	14	15	16	17	



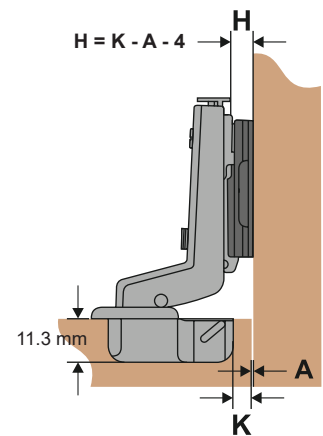
H
Half Overlay



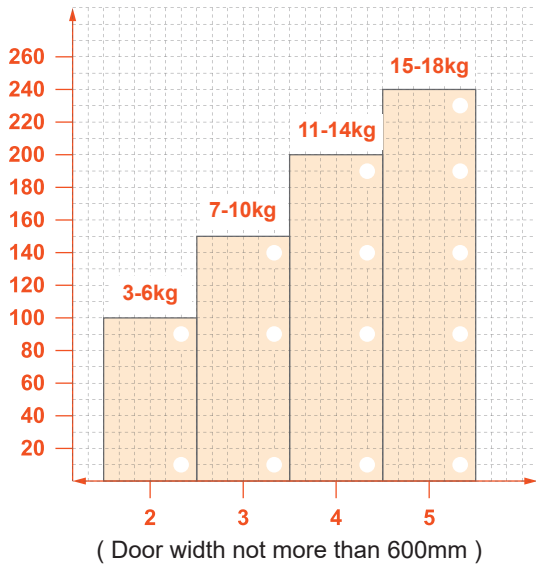
D	H	K	3	4	5	6	7
0	0	8	9	10	11	12	
2	0	6	7	8	9	10	
4	0	4	5	6	7	8	



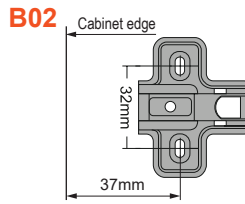
i
Inset



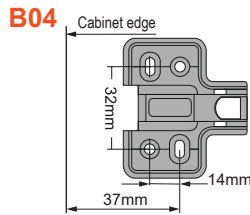
A	H	K	3	4	5	6	7
0	0	-1	0	1	2	3	
2	0	-3	-2	-1	0	1	
4	0	-5	-4	-3	-2	-1	



• **Mounting-plate**

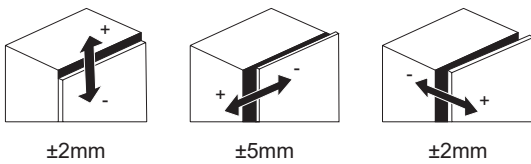
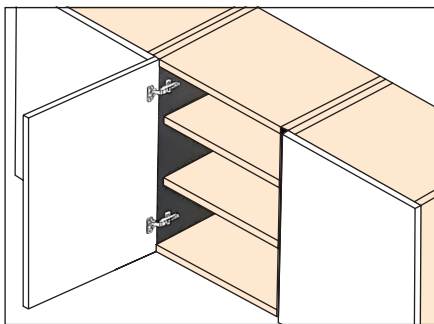


Hole Type	H Value	Type
Two holes	H=0 / 2 / 4	Clip on

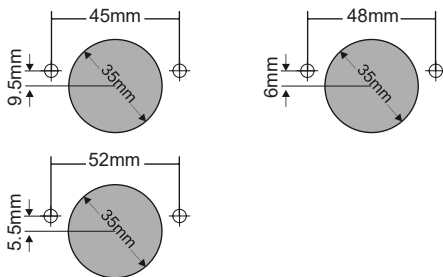


Hole Type	H Value	Type
Four holes	H=0 / 2 / 4	Clip on

• **Application**



• **Dimension of hinge cup**



• **Cup cover**

C.C



• **Arm cover**

A.C1



A.C3



• **Alternative screw types**

	D8 Dowel 8×10 mm		D10 Dowel 10×10 mm
	E Euro screw 6.3×14 mm		S Wood screw 4×16 mm